

# MAKING STATEMENTS IN WOOD

---

ACOUSTICAL WOOD PLANK SYSTEMS  
FOR WALLS AND CEILINGS



T O P L I N E

• • •  
• • •  
• • •  
• • •  
• • •  
• • •  
• • •  
• • •  
• • •

WOOD TRENDS

---

BY SOUND SEAL

---



## BASIS OF DESIGN

Built on the concept of creating high performance acoustical products with exceptional aesthetic value, **WoodTrends Topline Acoustical Wood Planks** incorporate a variety of configurations to meet every acoustical requirement. Though flat, rigid materials are inherently reflective, balancing sound reflection and absorption is achieved through perforation. Perforated rigid materials, in conjunction with absorptive backings, allow for aesthetically pleasing finishes along with exceptional acoustic performance.

Saw blades are arranged at specific intervals to create the linear face. Wider saw blades arranged on identical spacing are used to cut into the back side of the panel until the tips of the blades cause a perforation in the bottom of the groove. A variety

of groove width and spacing arrangements allow for a wide range of acoustical performance tailored to any need. Whether driven primarily by acoustics, aesthetics, or both, Topline's selection of groove widths and spacings will satisfy even the most demanding requirements.

## DESCRIPTION

By maintaining complete control of the manufacturing process, from the choice of log from which the veneer will be sliced, to the final coat of UV-polyacrylate lacquer, consistent quality, panel to panel, project to project, is always insured. Select veneers sliced from hand-chosen logs are pressed onto a substrate of fire-retardant medium density fiberboard. A finish process utilizing two coats of UV-polyacrylate lacquer follows, after which the boards are cut to size. Finally, a Soundtex acoustic textile is adhered to the reverse side of the panel. In wall applications where little space is afforded, the Soundtex provides a means of preventing bleed-through of the color of the acoustic material installed behind the panels. In applications where there is a minimum of 8" of airspace behind the panels, this may be the only acoustic material necessary. A special kerfed tongue and groove edge detail is cut into the long edges which allows for an overall monolithic appearance. Typical plank size is 5" or 11 3/8" wide by 108" long. These standard sizes can be custom tailored to fit each application.

## ACOUSTIC PERFORMANCE

Acoustical testing has been performed on all configurations of Topline in conjunction with a number of absorptive backing materials. This means that third octave band data is available for all the Topline products. Whether the emphasis is on maximum broad band absorption values, tuned absorption for high performance at specific frequencies, or simply a beautiful finish with the benefits of good acoustical performance, Topline will be the solution.

NOISE REDUCTION COEFFICIENT (NRC)*							
Topline Model #	SoundTex Only	1"-3 PCF Fiberglass	2"-3 PCF Fiberglass	1"-6 PCF Fiberglass	2"-6 PCF Fiberglass	1"-3 PCF Fiberglass w/ 50mm airspace	2"-3 PCF Fiberglass w/ 200 mm airspace
Topline 6/2	.70	.80	.90	.85	.95	.90	.95
Topline 5/3	.75	.85	.85	.80	.95	.85	.95
Topline 14/2	.55	.75	.75	.70	.75	.80	.80
Topline 13/3	.55	.70	.75	.70	.75	.75	.85
Topline 28/4	.50	.65	.65	.65	.65	.65	.65
Topline 29/3	.45	.55	.60	.60	.65	.65	.70

\* Octave band data available upon request

## VENEERS

Topline, being produced with a .6mm "A" quality veneer laminated to a 16mm FSC certified MDF, is available in a multitude of veneer selections. With over 60 wood species available, an architect or interior designer has almost limitless choices.



ELM



OAK



CHERRY



ASH



WALNUT



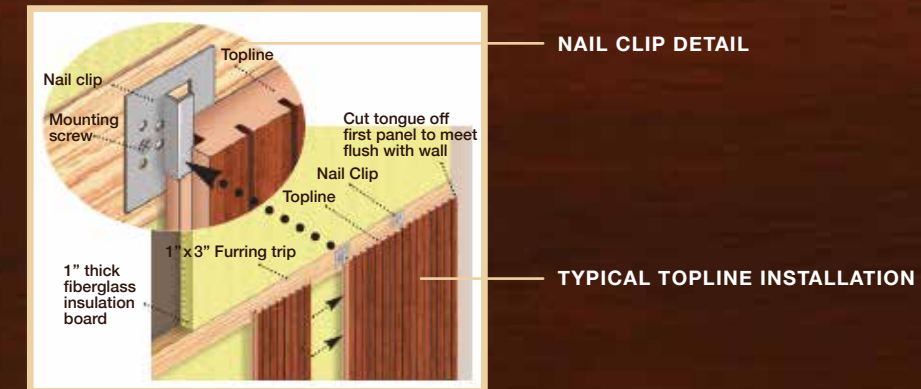
BIRD'S EYE MAPLE

## INSTALLATION DETAILS

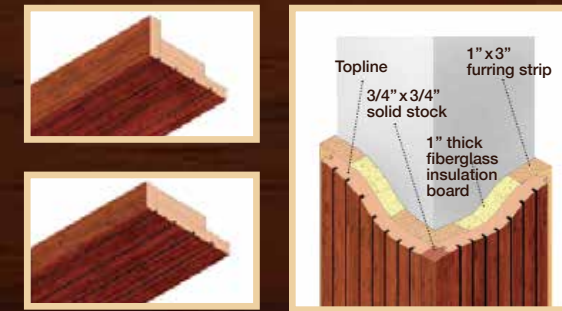
Installation of WoodTrends Topline Acoustical Wood planks is made simple by virtue of a special tongue and groove arrangement designed to work in conjunction with our 5/0 nailclip. This nailclip engages the tongue and groove while still allowing for an overall monolithic appearance.

Except in special circumstances, no adhesives or nailing into the product is necessary. A simple arrangement of furring is used to provide room for acoustical materials behind the planks and also provide a level, secure surface to which to attach nailclips. Field cutting of the Topline planks is no different than cutting any wood product. Typical woodworking tools are used.

Special consideration should be made for preserving the face side of the product. While small dents and scratches can be repaired, major abrasions to the face of the plank should, of course, be avoided.




## EDGE FINISH OPTIONS



## CARE & MAINTENANCE

As with most interior finish products, materials should be stored in areas with functional HVAC systems. Before installation, panels should be allowed to acclimatize to the environment in which they will be installed, for 72 hours. Ideal environmental conditions are 72°F, with a relative humidity of between 45% and 55%.

After installation, the panels should be treated as any fine piece of furniture would be treated. A final cleaning with a soft cloth and any good furniture polish will enhance and preserve the luster of the finish. Periodic maintenance of a similar nature will preserve the look and the performance of WoodTrends Topline for many years to come.



5/3 TOPLINE



13/3 TOPLINE




6/2 TOPLINE



14/2 TOPLINE



28/4 TOPLINE



# ACOUSTICAL SYSTEMS FOR WALLS & CEILINGS



**ELITE**



**WOODGRILLE™**



**STANDARD**



**SELECT**



CONTROLLING NOISE IN EVERY ENVIRONMENT

50 H.P. ALMGREN DRIVE | AGAWAM, MA 01001

PHONE: 413.789.1770 | TOLL FREE: 1.800.569.1294 | FAX: 413.789.4444

EMAIL: [WOODTRENDS@SOUNDSEAL.COM](mailto:WOODTRENDS@SOUNDSEAL.COM)

[WWW.WOODTRENDS.COM](http://WWW.WOODTRENDS.COM) | [WWW.SOUNDSEAL.COM](http://WWW.SOUNDSEAL.COM)