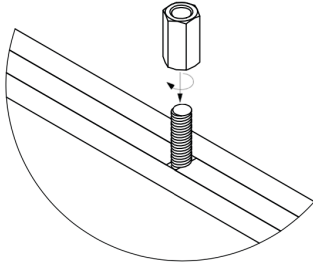
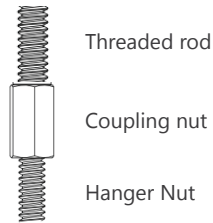
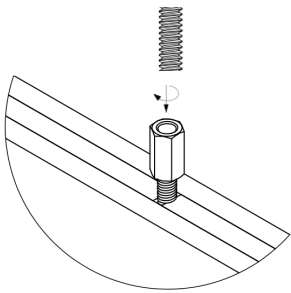


1. Thread the coupling nut all the way onto the hanger nut.



2a. Threaded rod – unscrew the coupling nut halfway and screw in the threaded rod.

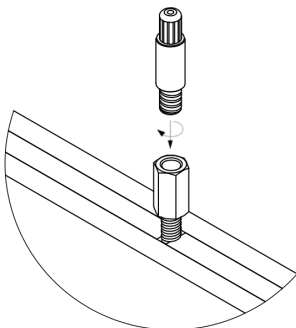


Threaded rod

Coupling nut

Hanger Nut

2b. Cable – unscrew coupling nut halfway; screw on the jointed gripper.



Jointed gripper

Coupling nut

Hanger nut